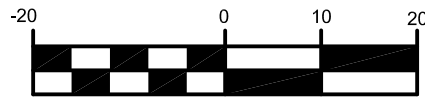
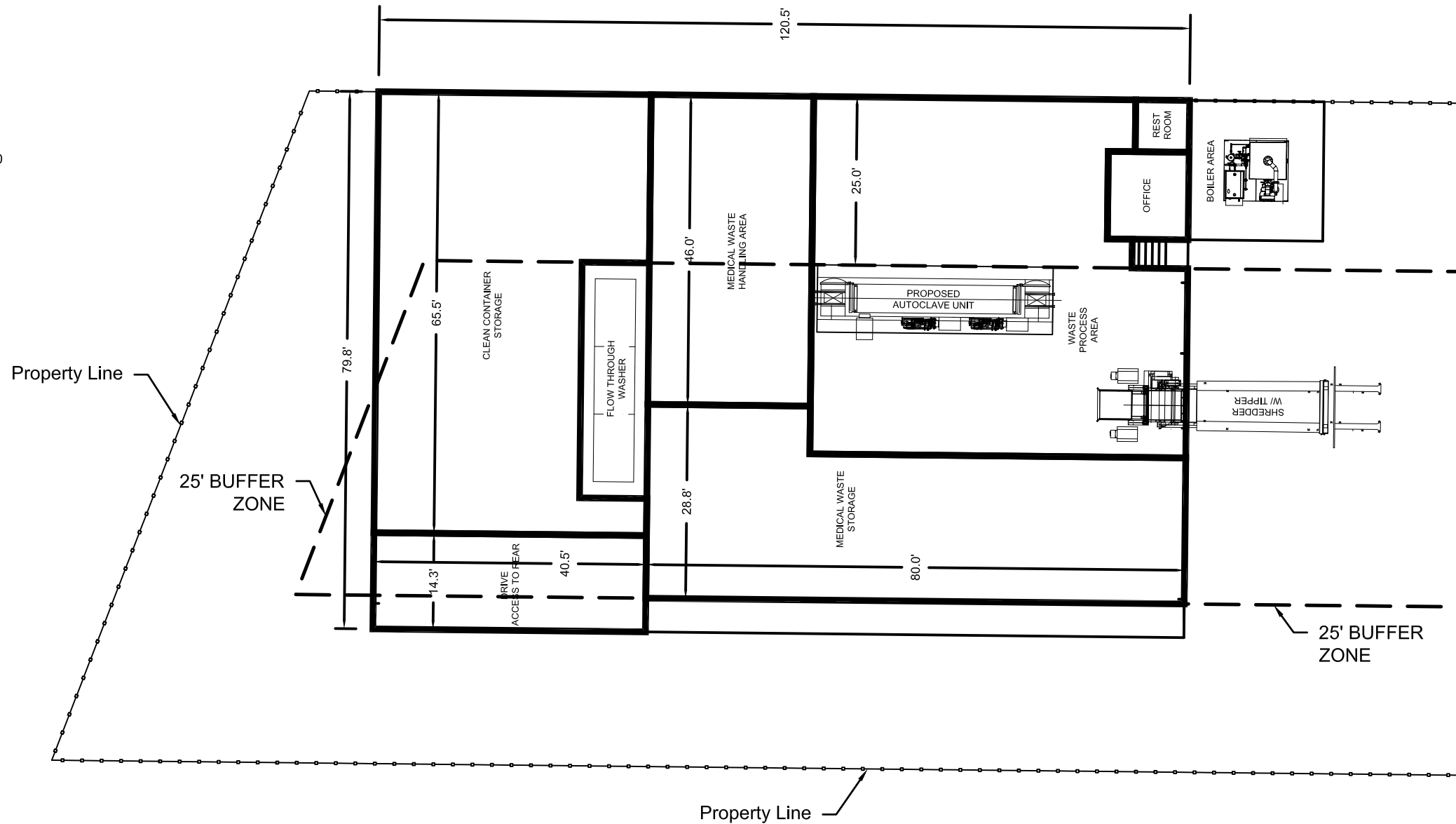




SCALE: 1" = 20'




Scale: 1" = 20'



MEDCARE ENVIRONMENTAL SOLUTIONS

SITE LAYOUT



Drawn By: CCG
 Checked By: MCS
 Scale: 1" = 20'

Sheet:
 1 - 11



OJD Engineering, L.P.
 The Benchmark

Wellington | Amarillo | Wolforth
 www.OJDEngineering.com F-4393

WELLINGTON
 P.O. Box 543
 Wellington, TX 79095
 (806) 447-2503

WOLFORTH
 502 N. Dowden Road, Ste 102
 Wolforth, TX 79382
 (806) 791-2300

AMARILLO
 2420 Lakeview Drive
 Amarillo, TX 79109
 (806) 352-7117